

Spray Control®

BETTER SAFE THAN SORRY!



ACCORDING GERMAN HAZARDOUS INCIDENT ORDINANCE (12.BImSchV),
INDUSTRIAL SAFETY REGULATION (BetrSichV) & SOLAS FOR SHIPS

MADE IN GERMANY



Spray Control®

The best protection against dangerous spray-outs

your first choice for safety!

The risk of a sudden gasket rupture in a flange connection is a constant threat to people, equipment, and environment.

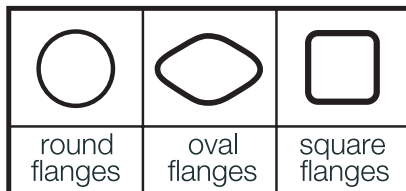
Now available:

The **Spray Control®**, the best protection against hazardous spray-outs.

Most advanced technology!

Spray Control® guarantees safety regardless of which flange type and size the **Spray Control®** protection ring is mounted on.

This newly developed flange shield **Spray Control®** is available in all sizes for all presently known types of flange connections.



For covers, manholes and connections without gap. Available for all current sizes in DIN and ANSI. Request a free quotation for your specific requirements without obligation, including special sizes and / or small order quantities.

Spray Control® is resistant against most aggressive, toxic, hot or cold products, as well as UV-radiation.

Certified by



DNV-GL to be approved to avoid hazardous spray-outs on flange connections as required by

Klassifikations- und Bauvorschriften Germanischer Lloyd (GL) -
I - (Schiffstechnik), Teil 1 - (Seeschiffe), Kapitel 2 - (Maschinenanlagen), Abschnitt 11 - Piping Systems, Valves and Pumps, G - Fuel Oil Systems;

VI-7-1 Richtlinien für die Durchführung von Baumusterprüfungen - Verfahren;
VI-7-8 Guidelines for the Performance of Type Approvals - Test Requirements for Components and System of Mechanical Engineering and Offshore Technology

SOLAS (Chapter II-2, Part B - Prevention of fire and explosion, Reg. 4 - probability of ignition)

application schedule

Accordinging: DIN

Material:

stainless steel

Materialcode:

ASTM 316

Applicable DN per order-code for standard sizes only.

DIN 1.4404

DIN 2631 2641 PN 6	DIN 2632 2642 PN 10	DIN 2633 PN 16	DIN 2634 2655 PN 25	DIN 2635 2656 PN 40	DIN 2636 PN 64	DIN 2637 PN 100	maximum gap			flange diameter	flange perimeter
							between both flanges				
							25 mm	45 mm	65 mm		
							order-code in ring-width				
50 mm	70 mm	90 mm	mm	mm							
10							2-0075-50	2-0075-70	2-0075-90	75	236
15							2-0080-50	2-0080-70	2-0080-90	80	251
20	10	10	10	10			2-0090-50	2-0090-70	2-0090-90	90	283
	15	15	15	15			2-0095-50	2-0095-70	2-0095-90	95	298
25					10	10	2-0100-50	2-0100-70	2-0100-90	100	314
	20	20	20	20	15	15	2-0105-50	2-0105-70	2-0105-90	105	330
	25	25	25	25			2-0115-50	2-0115-70	2-0115-90	115	361
32							2-0120-50	2-0120-70	2-0120-90	120	377
40							2-0130-50	2-0130-70	2-0130-90	130	408
50	32	32	32	32	25	25	2-0140-50	2-0140-70	2-0140-90	140	440
	40	40	40	40			2-0150-50	2-0150-70	2-0150-90	150	471
65							2-0160-50	2-0160-70	2-0160-90	160	502
	50	50	50	50			2-0165-50	2-0165-70	2-0165-90	165	518
					40	40	2-0170-50	2-0170-70	2-0170-90	170	534
					50		2-0180-50	2-0180-70	2-0180-90	180	565
	65	65	65	65			2-0185-50	2-0185-70	2-0185-90	185	581
80							2-0190-50	2-0190-70	2-0190-90	190	597
						50	2-0195-50	2-0195-70	2-0195-90	195	612
	80	80	80	80			2-0200-50	2-0200-70	2-0200-90	200	628
					65		2-0205-50	2-0205-70	2-0205-90	205	644
100							2-0210-50	2-0210-70	2-0210-90	210	659
					80		2-0215-50	2-0215-70	2-0215-90	215	675
	100	100				65	2-0220-50	2-0220-70	2-0220-90	220	691
						80	2-0230-50	2-0230-70	2-0230-90	230	722
			100	100			2-0235-50	2-0235-70	2-0235-90	235	738
125							2-0240-50	2-0240-70	2-0240-90	240	754
	125	125			100		2-0250-50	2-0250-70	2-0250-90	250	785
150						100	2-0265-50	2-0265-70	2-0265-90	265	832
			125	125			2-0270-50	2-0270-70	2-0270-90	270	848
	150	150					2-0285-50	2-0285-70	2-0285-90	285	895
					125		2-0295-50	2-0295-70	2-0295-90	295	926
			150	150			2-0300-50	2-0300-70	2-0300-90	300	942
						125	2-0315-50	2-0315-70	2-0315-90	315	989
200							2-0320-50	2-0320-70	2-0320-90	320	1005
	200	200					2-0340-50	2-0340-70	2-0340-90	340	1068
					150		2-0345-50	2-0345-70	2-0345-90	345	1083
						150	2-0355-50	2-0355-70	2-0355-90	355	1115
			200				2-0360-50	2-0360-70	2-0360-90	360	1130
250				200			2-0375-50	2-0375-70	2-0375-90	375	1178
	250						2-0395-50	2-0395-70	2-0395-90	395	1240
		250					2-0405-50	2-0405-70	2-0405-90	405	1272
					200		2-0415-50	2-0415-70	2-0415-90	415	1303
			250				2-0425-50	2-0425-70	2-0425-90	425	1335
						200	2-0430-50	2-0430-70	2-0430-90	430	1350

Non-standard sizes and / or other widths on request and per customer's specification.

Spray Control®

BETTER SAFE THAN SORRY!

Spray Control®

The best protection against dangerous spray-outs

your first choice for safety!

Accordinging: DIN

Material:

stainless steel

Materialcode:

ASTM 316

Applicable DN per order-code for standard sizes only.

DIN 1.4404

DIN 2631 2641 PN 6	DIN 2632 2642 PN 10	DIN 2633 PN 16	DIN 2634 2655 PN 25	DIN 2635 2656 PN 40	DIN 2636 PN 64	DIN 2637 PN 100	maximum gap			flange diameter	flange perimeter
							between both flanges				
							25 mm	45 mm	65 mm		
							order-code in ring-width				
50 mm	70 mm	90 mm	mm	mm							
300							2-0440-50	2-0440-70	2-0440-90	440	1382
	300						2-0445-50	2-0445-70	2-0445-90	445	1397
				250			2-0450-50	2-0450-70	2-0450-90	450	1413
		300					2-0460-50	2-0460-70	2-0460-90	460	1444
					250		2-0470-50	2-0470-70	2-0470-90	470	1476
			300				2-0485-50	2-0485-70	2-0485-90	485	1523
350							2-0490-50	2-0490-70	2-0490-90	490	1539
	350					250	2-0505-50	2-0505-70	2-0505-90	505	1586
				300			2-0515-50	2-0515-70	2-0515-90	515	1617
		350					2-0520-50	2-0520-70	2-0520-90	520	1633
					300		2-0530-50	2-0530-70	2-0530-90	530	1664
400							2-0540-50	2-0540-70	2-0540-90	540	1696
			350				2-0555-50	2-0555-70	2-0555-90	555	1743
	400						2-0565-50	2-0565-70	2-0565-90	565	1774
		400		350			2-0580-50	2-0580-70	2-0580-90	580	1821
						300	2-0585-50	2-0585-70	2-0585-90	585	1837
					350		2-0600-50	2-0600-70	2-0600-90	600	1884
			400				2-0620-50	2-0620-70	2-0620-90	620	1947
500							2-0645-50	2-0645-70	2-0645-90	645	2025
						350	2-0655-50	2-0655-70	2-0655-90	655	2057
				400			2-0660-50	2-0660-70	2-0660-90	660	2072
	500				400		2-0670-50	2-0670-70	2-0670-90	670	2104
		500					2-0715-50	2-0715-70	2-0715-90	715	2245
			500				2-0730-50	2-0730-70	2-0730-90	730	2292
600				500			2-0755-50	2-0755-70	2-0755-90	755	2371
	600						2-0780-50	2-0780-70	2-0780-90	780	2449
		600					2-0840-50	2-0840-70	2-0840-90	840	2638
			600				2-0845-50	2-0845-70	2-0845-90	845	2653
700							2-0860-50	2-0860-70	2-0860-90	860	2700
	700						2-0895-50	2-0895-70	2-0895-90	895	2810
		700					2-0910-50	2-0910-70	2-0910-90	910	2857
			700				2-0960-50	2-0960-70	2-0960-90	960	3014
800							2-0975-50	2-0975-70	2-0975-90	975	3062
	800						2-1015-50	2-1015-70	2-1015-90	1015	3187
		800					2-1025-50	2-1025-70	2-1025-90	1025	3219
900							2-1075-50	2-1075-70	2-1075-90	1075	3376
			800				2-1085-50	2-1085-70	2-1085-90	1085	3407
	900						2-1115-50	2-1115-70	2-1115-90	1115	3501
		900					2-1125-50	2-1125-70	2-1125-90	1125	3533
1000							2-1175-50	2-1175-70	2-1175-90	1175	3690
			900				2-1185-50	2-1185-70	2-1185-90	1185	3721
	1000						2-1230-50	2-1230-70	2-1230-90	1230	3862
		1000					2-1255-50	2-1255-70	2-1255-90	1255	3941
			1000				2-1320-50	2-1320-70	2-1320-90	1320	4145

Non-standard sizes and / or other widths on request and per customer's specification.

application schedule

According: ANSI

Material:

stainless steel

Materialcode:

ASTM 316

Applicable diameter per order-code for standard sizes only.

DIN 1.4404

150 lbs	300 lbs	400 lbs	600 lbs	order-code in width 50 mm	flange-diameter		flange-perimeter	
					mm	Zoll	mm	Zoll
1/2"				2-0089-50	89	3 1/2	279	11
	1/2"	1/2"	1/2"	2-0095-50	95	3 3/4	298	11 3/4
3/4"				2-0099-50	99	3 7/8	311	12 1/4
1"				2-0108-50	108	4 1/4	339	13 3/8
1-1/4"	3/4"	3/4"	3/4"	2-0117-50	117	4 5/8	367	14 1/2
	1"	1"	1"	2-0124-50	124	4 7/8	389	15 3/8
1-1/2"				2-0127-50	127	5	399	15 3/4
	1-1/4"	1-1/4"	1-1/4"	2-0133-50	133	5 1/4	418	16 1/2
2"				2-0152-50	152	6	477	18 3/4
	1-1/2"	1-1/2"	1-1/2"	2-0155-50	155	6 1/8	487	19 1/8
	2"	2"	2"	2-0165-50	165	6 1/2	518	20 3/8
2-1/2"				2-0178-50	178	7	559	22
3"	2-1/2"	2-1/2"	2-1/2"	2-0191-50	191	7 1/2	600	23 1/2
	3"	3"	3"	2-0210-50	210	8 1/4	659	26
3-1/2"				2-0216-50	216	8 1/2	678	26 3/4
4"	3-1/2"	3-1/2"	3-1/2"	2-0229-50	229	9	719	28 1/4
5"	4"	4"		2-0254-50	254	10	798	31 3/8
			4"	2-0273-50	273	10 3/4	857	33 3/4
6"	5"	5"		2-0280-50	280	11	879	34 5/8
	6"	6"		2-0318-50	318	12 1/2	999	39 1/4
			5"	2-0330-50	330	13	1036	40 3/4
8"				2-0343-50	343	13 1/2	1077	42 3/8
			6"	2-0356-50	356	14	1118	44
	8"	8"		2-0381-50	381	15	1196	47 1/8
10"				2-0406-50	406	16	1275	50 1/4
			8"	2-0419-50	419	16 1/2	1316	51 3/4
	10"	10"		2-0445-50	445	17 1/2	1397	55
12"				2-0483-50	483	19	1517	59 3/4
			10"	2-0508-50	508	20	1595	62 3/4
	12"	12"		2-0521-50	521	20 1/2	1636	64 3/8
14"				2-0533-50	533	21	1674	65 7/8
			12"	2-0559-50	559	22	1755	69 1/8
	14"	14"		2-0584-50	584	23	1834	72 1/4
16"				2-0597-50	597	23 1/2	1875	73 7/8
			14"	2-0603-50	603	23 3/4	1893	74 1/2
18"				2-0635-50	635	25	1994	78 1/2
	16"	16"		2-0648-50	648	25 1/2	2035	80 1/8
			16"	2-0686-50	686	27	2154	84 3/4
20"				2-0699-50	699	27 1/2	2195	86 3/8
	18"	18"		2-0711-50	711	28	2233	87 7/8
			18"	2-0743-50	743	29 1/4	2333	91 7/8
	20"	20"		2-0775-50	775	30 1/2	2434	95 3/4
24"				2-0813-50	813	32	2553	100 1/2
	24"	24"		2-0914-50	914	36	2870	113
			24"	2-0940-50	940	37	2952	116 1/4

Maximum gap between the flanges: 25 mm / 1"

Other sizes and / or other widths on request and per customer's specification.

Spray Control®

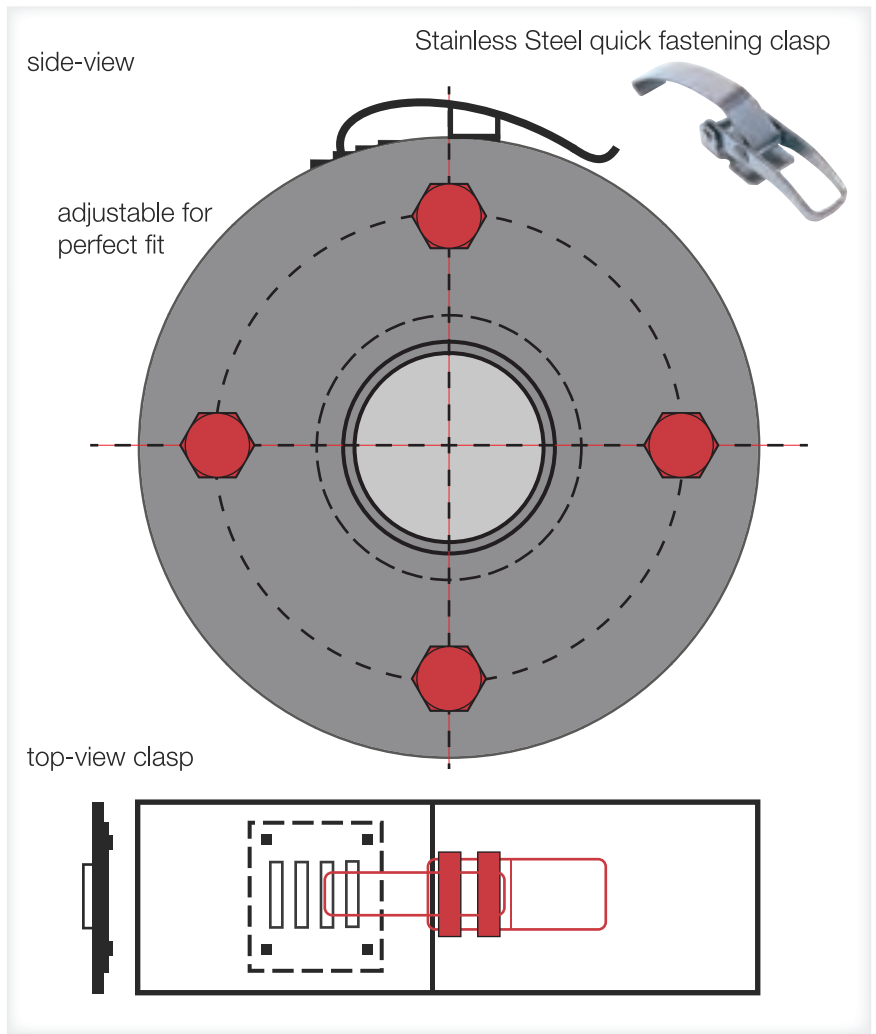
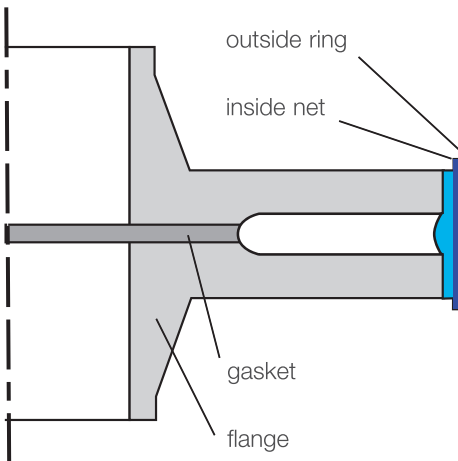
BETTER SAFE THAN SORRY!

Spray Control® is made in a round form for easy mounting around flanges and locking in place. A special metal filter inside the ring absorbed any spray-out and distributes it around the flange circumference. **Spray Control®** also provides for good steam protection.

Spray Control® is successfully used on practically every flange configuration, round, oval or other forms and with different gap or no gap between the flanges. The flexible net adapts itself to the gap. Where other spray shield rings cannot be applied when the flange connections deviate from the norm, the **Spray Control®** practically always fits.

Spray Control® protection shields are available in different types for a variety of applications.

Visit our website for the latest developments!



Spray Control® flange spray shield, features

- universal application
- best choice of material
- safe-locking
- simple handling
- no tools required
- perfectly adjustable
- re-usable

outside steel-RING*, inside steel-NET*, the ideal combination

*Stainless Steel ASTM 316 (DIN 1.4404)

RING plus NET = **Spray Control®**, developed by BETEK Sicherheitstechnik GmbH.

BETEK

Sicherheitstechnik GmbH

Waldstrasse 77
D-64846 Groß-Zimmern

Tel.: +49(0) 6071 207 210
Fax: +49(0) 6071 207 218
@mail info@betek-gmbh.eu
internet www.betek-gmbh.eu



your local distributor

